

Signify Classified - Internal
Cooper Lighting Solutions Photometric Lab
1121 Highway 74 South
Peachtree City, GA 30269



Scaled data based on original data using
LM-79-2019 Approved Method: Electrical and Photometric Measurements of Solid-
State Lighting Products

Test Report Prepared for
Cooper Lighting Solutions

Brand: CORELITE

Report Number: P959046

Luminaire Tested: CB3-B-125U-085D-835-1D-UNV-STD-W-4

Issue Date: 2/12/2025

Test Information

Test Method: LM-79-2019
Report Number: P959046
REPORT IS SCALED FROM IESNA LM-79-08 TEST DATA (G2-2405-119-2, G2-2312-242-8)
Test Lab: INNOVATION CENTER
Issue Date: 2/12/2025
Manufacturer: COOPER LIGHTING SOLUTIONS
Product Line: CORELITE
Catalog Number: CB3-B-125U-085D-835-1D-UNV-STD-W-4
Description: CORELITE BASIC SLOT LED LUMINAIRE, BATWING UPLIGHT
3-INCH APERTURE
DOWNLIGHT 850 LUMENS PER FOOT
UPLIGHT 1250 LUMENS PER FOOT
Light Source: 3500K CCT, 80 CRI LEDS
Ballast/Driver: ELECTRONIC DRIVER

Summary

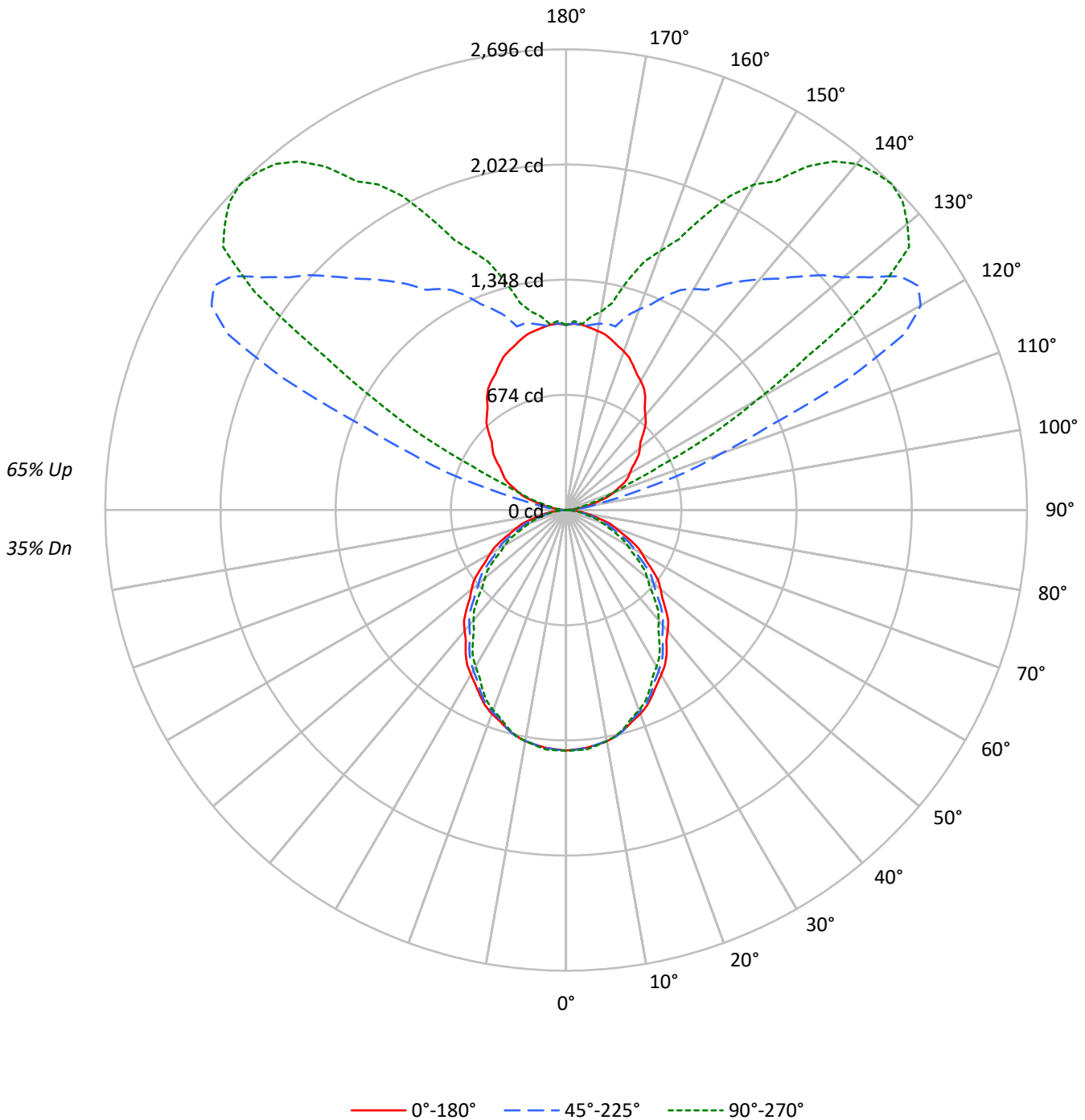
Lumens per Lamp: N/A
Luminaire Lumens: 9742.2 lumens
Efficiency: N/A
Efficacy: 154.9 lumens/watt
Spacing Criteria (0/90/45): 1.18 / 1.13 / 1.26
Luminous Opening: Rectangular (W 0.24' x L: 4' x H: 0')
CIE Type: Semi-Indirect

Input Watts (W): 62.9
Input Voltage (V): 120
Input Current (A_{in}): NR
Voltage Rise (V): NR
Power Factor: NR
Total Harmonic Distortion (THDi): NR
Frequency (hertz): 60
Stabilization Time: NR
Operation Time: NR
Ambient Temperature (°C): NR
Test Distance: 24 FT



TEST NUMBER: P959046
CATALOG NUMBER: CB3-B-125U-085D-835-1D-UNV-STD-W-4

Luminous Intensity Polar Plot





TEST NUMBER: P959046

CATALOG NUMBER: CB3-B-125U-085D-835-1D-UNV-STD-W-4

COEFFICIENT OF UTILIZATION - ZONAL CAVITY METHOD:

RF	20				20				20				20				20				20
RC	80				70				50				30				10				0
RW	70	50	30	10	70	50	30	10	50	30	10	50	30	10	50	30	10	50	30	10	0
RCR																					
0	103	103	103	103	93	93	93	93	75	75	75	58	58	58	42	42	42	42	42	42	35
1	94	90	87	83	85	82	79	76	66	63	62	51	49	48	37	36	36	36	36	36	29
2	86	79	73	68	78	72	67	62	58	54	51	45	42	40	33	31	30	30	30	30	25
3	79	69	62	57	71	63	57	52	51	47	43	40	37	34	29	27	26	26	26	26	21
4	72	61	54	48	65	56	49	44	45	40	37	35	32	29	26	24	22	22	22	22	18
5	66	55	47	41	59	50	43	38	40	35	32	32	28	25	24	21	20	20	20	20	16
6	61	49	41	36	55	45	38	33	36	31	28	29	25	22	21	19	17	17	17	17	14
7	56	44	36	31	51	40	34	29	33	28	24	26	22	20	20	17	15	15	15	15	13
8	52	40	33	27	47	37	30	25	30	25	21	24	20	18	18	16	14	14	14	14	11
9	48	36	29	24	44	33	27	23	27	23	19	22	18	16	17	14	12	12	12	12	10
10	45	33	26	22	41	31	24	20	25	20	17	20	17	14	15	13	11	11	11	11	9

AVERAGE LUMINANCE (cd/sqm):

	0°	45°	90°
0°	15931	15931	15931
5°	15855	15867	15958
10°	15786	15763	15763
15°	15544	15544	15450
20°	15292	15135	15003
25°	14906	14719	14457
30°	14541	14162	13823
35°	14158	13633	13150
40°	13648	12998	12436
45°	13185	12433	11665
50°	12709	11758	10913
55°	12191	11106	10199
60°	11631	10432	9391
65°	10977	9665	8540
70°	10222	8767	7609
75°	9268	7694	6776
80°	8080	6451	5995
85°	6231	5452	5452

MAXIMUM LUMINANCE 45°-90°:

Horizontal Angle: 0°
 Vertical Angle: 45°
 Luminance: 13185 cd/sqm



TEST NUMBER: P959046
 CATALOG NUMBER: CB3-B-125U-085D-835-1D-UNV-STD-W-4

ZONAL LUMENS:

Zone	Lumens	% Fixture
0°-10°	132.8	1.4
10°-20°	373.2	3.8
20°-30°	542.3	5.6
30°-40°	616.5	6.3
40°-50°	598.5	6.1
50°-60°	505.3	5.2
60°-70°	359.5	3.7
70°-80°	192.1	2.0
80°-90°	50.7	0.5
90°-100°	73.2	0.8
100°-110°	383.9	3.9
110°-120°	966.3	9.9
120°-130°	1490.7	15.3
130°-140°	1364.7	14.0
140°-150°	1007.2	10.3
150°-160°	642.0	6.6
160°-170°	338.0	3.5
170°-180°	105.2	1.1
0°-30°	1048.3	10.8
0°-40°	1664.8	17.1
0°-60°	2768.6	28.4
0°-90°	3371.0	34.6
90°-120°	1423.4	14.6
90°-150°	5286.0	54.3
90°-180°	6371.0	65.4
0°-180°	9742.2	100.0

CANDELA DISTRIBUTION:

	0°	22.5°	45°	67.5°	90°	Flux
0°	1408	1408	1408	1408	1408	
5°	1396	1414	1397	1395	1405	133
15°	1327	1339	1327	1319	1319	374
25°	1194	1198	1179	1163	1158	550
35°	1025	1015	987	958	952	639
45°	824	811	777	740	729	636
55°	618	601	563	527	517	553
65°	410	395	361	329	319	406
75°	212	200	176	158	155	226
85°	48	44	42	42	42	57
90°	0	0	0	0	0	4
95°	38	108	43	24	24	48
105°	196	606	439	181	148	209
115°	372	760	1823	793	601	362
125°	496	767	2386	2406	2224	444
135°	639	854	1933	2636	2696	494
145°	806	932	1613	2243	2453	501
155°	930	1000	1384	1712	1890	429
165°	1031	1059	1112	1300	1389	291
175°	1088	1111	1078	1083	1093	103
180°	1083	1083	1083	1083	1083	

TEST NUMBER: P959046

CATALOG NUMBER: CB3-B-125U-085D-835-1D-UNV-STD-W-4

CANDELA DISTRIBUTION (FULL):

	0°	22.5°	45°	67.5°	90°
0°	1408.0	1408.0	1408.0	1408.0	1408.0
2.5°	1400.8	1414.9	1402.4	1404.1	1407.2
5°	1396.0	1413.6	1397.0	1395.2	1405.0
7.5°	1385.2	1401.2	1384.0	1380.0	1388.8
10°	1374.0	1391.6	1372.0	1367.1	1372.0
12.5°	1354.0	1372.4	1356.8	1348.7	1352.8
15°	1327.0	1338.7	1327.0	1319.0	1319.0
17.5°	1294.0	1306.3	1284.2	1278.6	1276.4
20°	1270.0	1280.8	1257.0	1248.9	1246.0
22.5°	1238.0	1248.0	1228.2	1214.5	1210.8
25°	1194.0	1197.9	1179.0	1162.9	1158.0
27.5°	1149.8	1150.8	1124.8	1105.3	1098.8
30°	1113.0	1114.0	1084.0	1062.9	1058.0
32.5°	1076.2	1073.3	1044.8	1019.7	1016.4
35°	1025.0	1015.2	987.0	957.9	952.0
37.5°	963.2	957.3	924.0	894.8	886.0
40°	924.0	914.2	880.0	850.8	842.0
42.5°	884.8	873.5	838.4	806.0	796.4
45°	824.0	811.3	777.0	739.8	729.0
47.5°	762.8	748.9	711.2	675.1	663.2
50°	722.0	707.3	668.0	632.7	620.0
52.5°	680.4	665.0	625.6	589.6	579.2
55°	618.0	601.4	563.0	526.8	517.0
57.5°	555.6	539.2	501.0	466.7	455.0
60°	514.0	498.4	461.0	426.7	415.0
62.5°	471.6	456.7	420.2	386.8	375.8
65°	410.0	395.3	361.0	328.8	319.0
67.5°	349.0	336.5	302.6	273.0	265.2
70°	309.0	297.3	265.0	237.8	230.0
72.5°	270.6	258.1	227.4	204.3	198.8
75°	212.0	200.3	176.0	157.9	155.0
77.5°	158.4	148.8	127.8	117.6	116.0
80°	124.0	115.2	99.0	92.0	92.0
82.5°	92.0	84.8	74.2	71.2	71.2
85°	48.0	44.1	42.0	42.0	42.0
87.5°	14.4	14.4	13.6	12.8	12.8
90°	0.0	0.0	0.0	0.0	0.0
92.5°	11.5	26.4	7.6	3.9	7.6
95°	38.2	108.2	42.9	23.9	23.9
97.5°	79.2	241.6	110.7	59.0	53.4
100°	109.8	343.0	171.8	85.7	76.4
102.5°	144.1	444.6	259.6	116.1	99.3
105°	195.6	606.2	439.0	180.6	147.9
107.5°	252.9	716.7	723.4	278.4	224.3
110°	291.1	762.3	963.9	365.5	281.5

TEST NUMBER: P959046

CATALOG NUMBER: CB3-B-125U-085D-835-1D-UNV-STD-W-4

CANDELA DISTRIBUTION (continued):

	0°	22.5°	45°	67.5°	90°
112.5°	325.4	774.3	1284.6	498.5	384.6
115°	372.2	759.5	1822.9	792.6	601.3
117.5°	406.6	722.9	2231.3	1260.9	972.5
120°	429.5	723.4	2395.5	1615.1	1293.2
122.5°	456.2	727.7	2441.3	1966.9	1671.1
125°	496.3	766.9	2386.0	2405.7	2223.7
127.5°	536.4	795.8	2237.1	2586.0	2529.1
130°	563.1	815.0	2118.7	2647.5	2605.5
132.5°	589.8	834.3	2034.7	2648.9	2670.4
135°	639.4	854.1	1932.6	2635.5	2696.1
137.5°	690.0	878.5	1837.2	2552.0	2678.0
140°	720.6	897.9	1760.8	2461.7	2643.6
142.5°	754.9	913.6	1688.3	2377.9	2571.1
145°	806.5	932.4	1612.9	2242.8	2452.8
147.5°	846.5	942.7	1528.0	2106.5	2280.0
150°	873.3	943.2	1493.6	1985.2	2199.9
152.5°	896.2	962.4	1451.6	1874.1	2070.1
155°	930.5	1000.5	1383.9	1712.4	1889.7
157.5°	964.9	1032.1	1303.7	1591.8	1712.2
160°	987.8	1043.8	1250.2	1533.6	1612.9
162.5°	1006.9	1055.4	1193.0	1434.6	1525.1
165°	1030.7	1058.7	1111.9	1300.0	1388.6
167.5°	1052.7	1066.7	1118.5	1167.9	1239.7
170°	1064.1	1078.1	1107.1	1155.3	1178.7
172.5°	1075.6	1097.1	1091.8	1124.7	1144.3
175°	1088.0	1111.3	1078.5	1083.4	1092.8
177.5°	1090.9	1102.1	1094.7	1094.9	1106.1
180°	1083.2	1083.2	1083.2	1083.2	1083.2

LM-79-2019: Approved Method: Electrical and Photometric Measurements of Solid-State Lighting Products

Report Prepared for

Cooper Lighting Solutions

CORELITE

Report Number: SP1-2312-242-2

Test Date: 01/31/2024

Luminaire Tested: CB2-055U055D-835-1D-UNV-STD-D-W-4

Data in this report applies to families of products including CB2-055U055D-835-1D-UNV-STD-D-W-4.

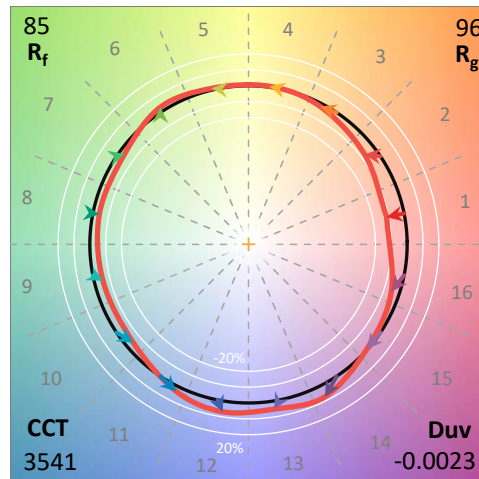
Test Information

Test Method: LM-79-2019
 Report Number: SP1-2312-242-2
 Test Lab: COOPER LIGHTING SOLUTIONS
 Photometer: SP1 - 76IN SPHERE
 Measurement Geometry: 4π
 Issue Date: 01/31/2024
 Manufacturer: COOPER LIGHTING SOLUTIONS
 Product Line: CORELITE
 Catalog Number: **CB2-055U055D-835-1D-UNV-STD-D-W-4**
 Description: CORELITE BASIC 2-INCH SUSPENDED LED LUMINAIRE. 550 LUMENS PER FOOT UPLIGHT, 550 LUMENS PER FOOT DOWNLIGHT

UPLIGHT, 550 LUMENS PER FOOT DOWNLIGHT

Spectral Parameters

CCT (K):	3541	CRI (Ra):	84.5	R9:	14.2
CIE u':	0.2358	R1:	83.5	R10:	80.9
CIE v':	0.5074	R2:	91.9	R11:	82.9
Duv:	-0.0023	R3:	96.1	R12:	68.8
CIE x:	0.4006	R4:	83.0	R13:	85.7
CIE y:	0.3831	R5:	83.8	R14:	98.5
CIE z:	0.2162	R6:	88.9		
Peak Wavelength (nm):	600	R7:	84.5		
Dominant Wavelength (nm):	581	R8:	64.1		
Purity:	35.5				
Rf:	85.1				
Rg:	96.5				



Test Conditions

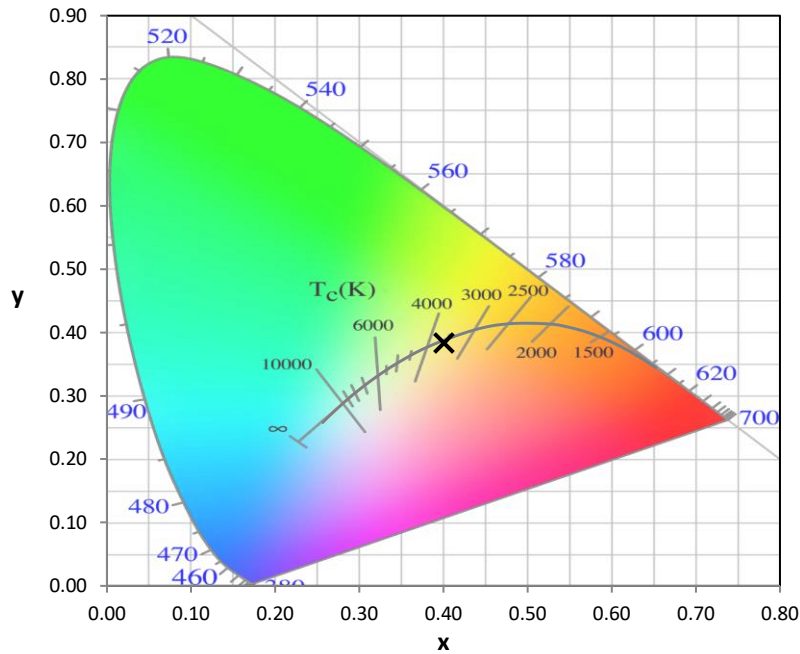
Stabilization Time: 53M
 Operation Time: 12H
 Room Temperature (°C) / RH%: 25.8/25%
 Sphere Temperature (°C): 25.2

REPORT NUMBER: SP1-2312-242-2

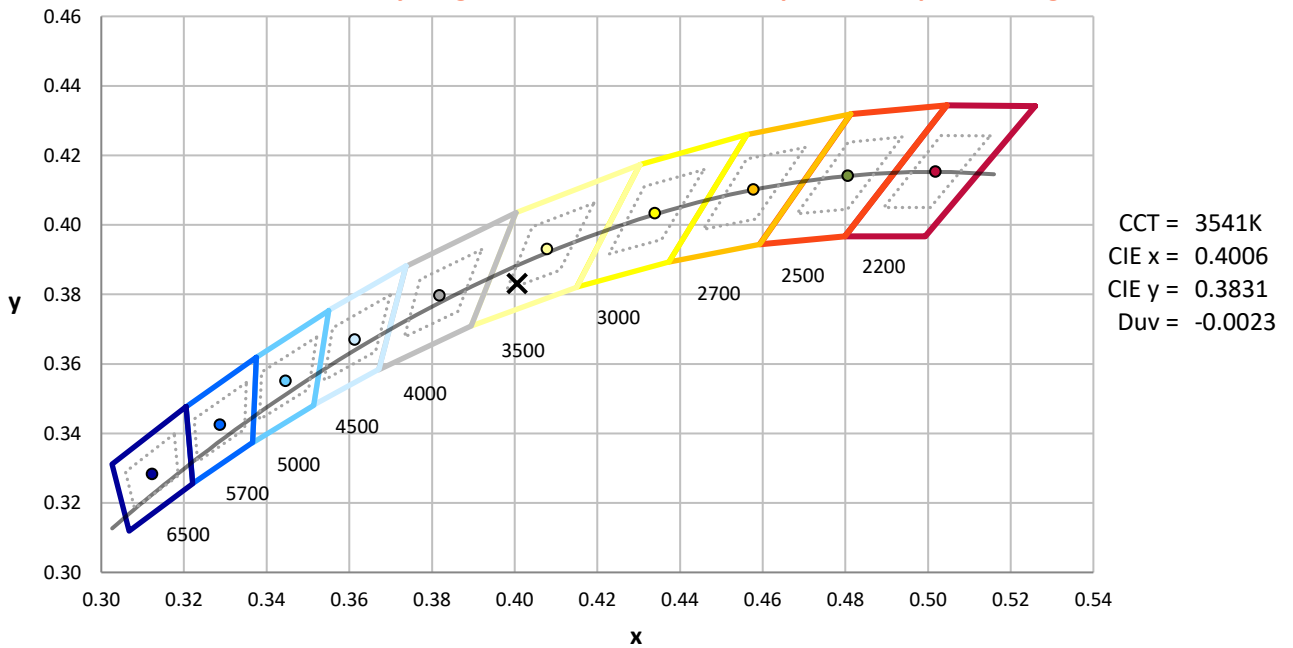
Measurement and Test Equipment			
Instrument	Identification Number	Calibration Date	Calibration Due Date
Photometer	76INCH SPHERE IN0058	8/9/2023	2/9/2024
Power Meter	XITRON 2801 IN0071	10/23/2023	10/23/2024
AC Power Source	CHROMA 61603 IN0063	10/24/2023	10/24/2024
DC Power Source	AGILENT E3634A IN0208	10/24/2023	10/24/2024
Sphere Thermometer	ONSET IN0085	10/24/2023	10/24/2024
Room Thermometer	ONSET IN0046	10/24/2023	10/24/2024

REPORT NUMBER: SP1-2312-242-2

CIE 1931 Chromaticity Diagram



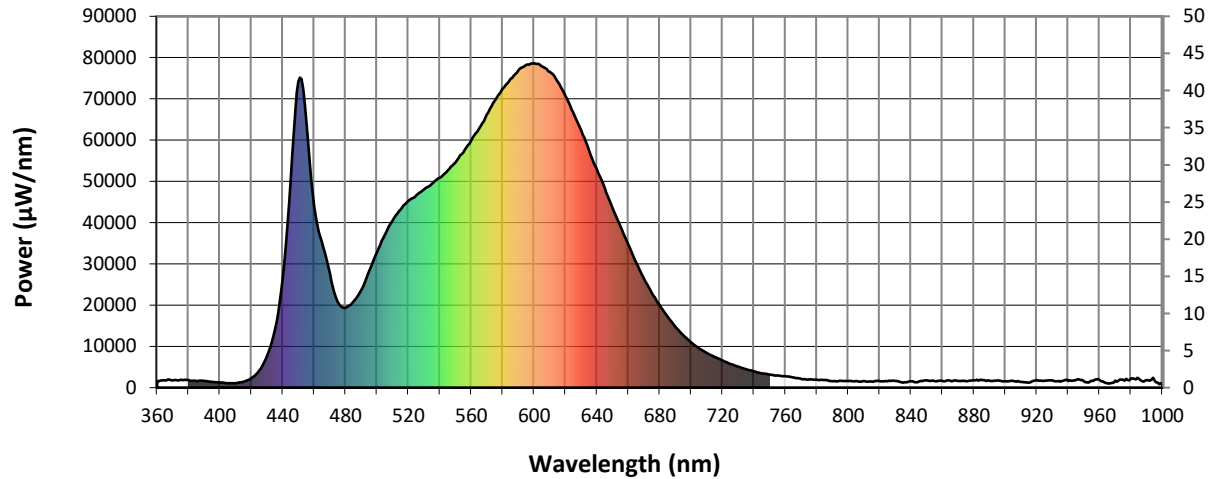
CIE 1931 Chromaticity Diagram with 2017 ANSI 7-Step and 4-Step Quadrangles



Point lies inside the ANSI 3500K 4-step quadrangle

REPORT NUMBER: SP1-2312-242-2

Photopic Flux vs. Wavelength

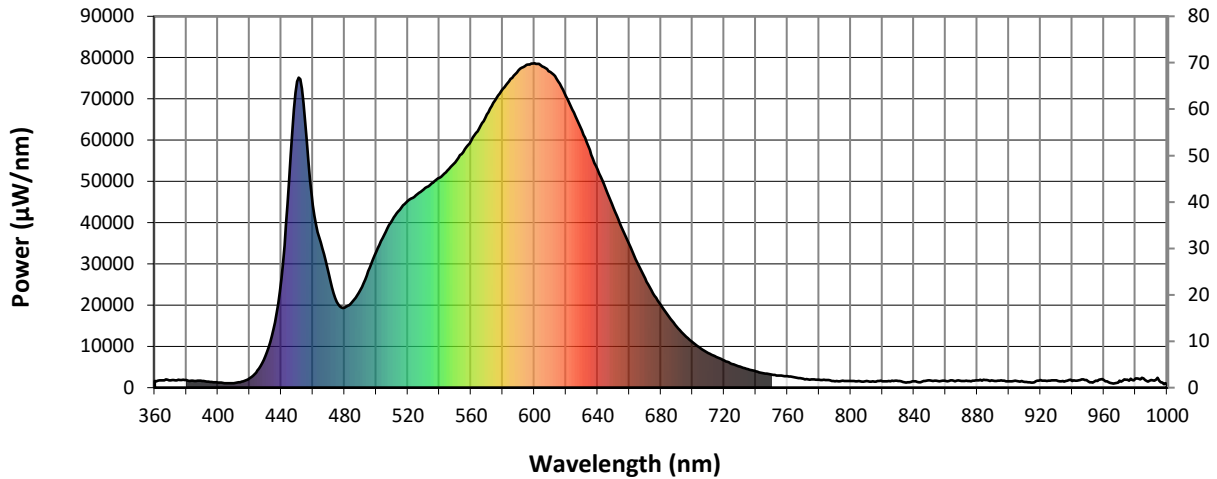


#####

λ (nm)	Power (µW/nm)	Lumens (φ/nm)	λ (nm)	Power (µW/nm)	Lumens (φ/nm)	λ (nm)	Power (µW/nm)	Lumens (φ/nm)	λ (nm)	Power (µW/nm)	Lumens (φ/nm)	λ (nm)	Power (µW/nm)	Lumens (φ/nm)
360	1645	NR	490	23726	NR	620	70637	NR	750	3143	NR	880	1783	NR
365	1769	NR	495	28236	NR	625	66683	NR	755	2968	NR	885	1846	NR
370	1796	NR	500	32891	NR	630	62306	NR	760	2799	NR	890	1659	NR
375	1923	NR	505	37017	NR	635	57573	NR	765	2493	NR	895	1765	NR
380	1816	NR	510	40532	NR	640	52890	NR	770	2130	NR	900	1525	NR
385	1596	NR	515	43140	NR	645	48288	NR	775	1963	NR	905	1585	NR
390	1580	NR	520	45310	NR	650	43479	NR	780	1886	NR	910	1403	NR
395	1404	NR	525	46566	NR	655	39030	NR	785	1831	NR	915	1255	NR
400	1245	NR	530	48099	NR	660	34729	NR	790	1545	NR	920	1844	NR
405	1083	NR	535	49474	NR	665	30306	NR	795	1676	NR	925	1717	NR
410	1100	NR	540	50868	NR	670	26465	NR	800	1586	NR	930	1746	NR
415	1430	NR	545	52653	NR	675	22867	NR	805	1593	NR	935	1436	NR
420	2293	NR	550	54593	NR	680	19991	NR	810	1575	NR	940	1583	NR
425	4167	NR	555	57064	NR	685	17213	NR	815	1446	NR	945	1860	NR
430	7662	NR	560	59875	NR	690	14805	NR	820	1519	NR	950	1557	NR
435	14089	NR	565	62808	NR	695	12688	NR	825	1569	NR	955	1670	NR
440	26386	NR	570	66224	NR	700	11001	NR	830	1618	NR	960	1817	NR
445	50278	NR	575	69591	NR	705	9548	NR	835	1246	NR	965	1057	NR
450	74209	NR	580	72437	NR	710	8387	NR	840	1509	NR	970	1726	NR
455	64500	NR	585	74793	NR	715	7467	NR	845	1421	NR	975	1960	NR
460	44183	NR	590	76888	NR	720	6550	NR	850	1772	NR	980	2200	NR
465	35192	NR	595	78212	NR	725	5751	NR	855	1646	NR	985	2203	NR
470	27592	NR	600	78635	NR	730	5084	NR	860	1637	NR	990	1821	NR
475	20744	NR	605	77867	NR	735	4475	NR	865	1653	NR	995	1715	NR
480	19391	NR	610	76535	NR	740	3942	NR	870	1631	NR	1000	698	NR
485	20859	NR	615	74180	NR	745	3461	NR	875	1598	NR			

REPORT NUMBER: SP1-2312-242-2

Scotopic Flux vs. Wavelength



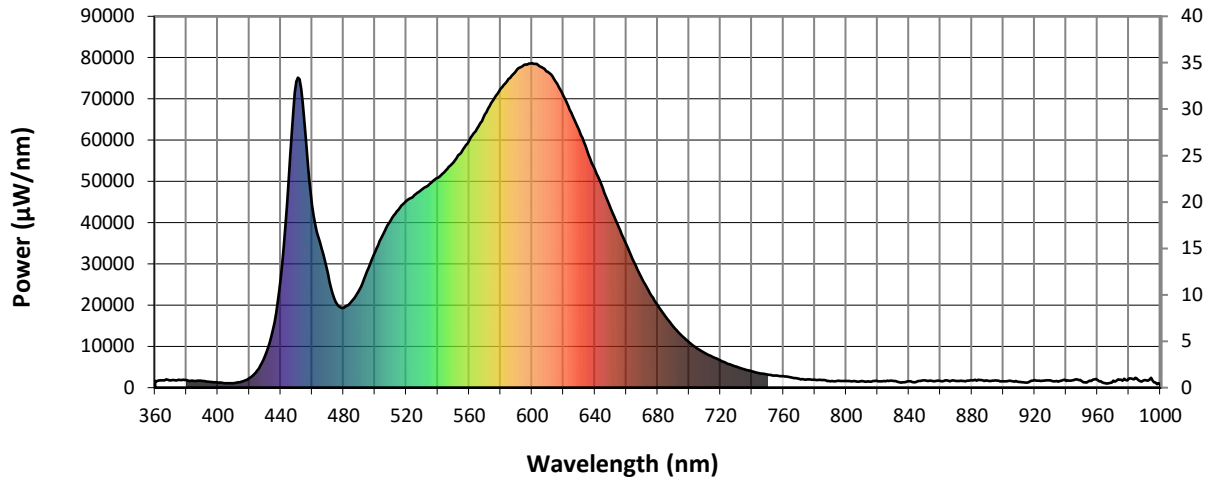
Scotopic Lumens: 6627.8

S/P: 1.58

λ (nm)	Power (µW/nm)	Lumens (φ/nm)	λ (nm)	Power (µW/nm)	Lumens (φ/nm)	λ (nm)	Power (µW/nm)	Lumens (φ/nm)	λ (nm)	Power (µW/nm)	Lumens (φ/nm)	λ (nm)	Power (µW/nm)	Lumens (φ/nm)
360	1645	NR	490	23726	NR	620	70637	NR	750	3143	NR	880	1783	NR
365	1769	NR	495	28236	NR	625	66683	NR	755	2968	NR	885	1846	NR
370	1796	NR	500	32891	NR	630	62306	NR	760	2799	NR	890	1659	NR
375	1923	NR	505	37017	NR	635	57573	NR	765	2493	NR	895	1765	NR
380	1816	NR	510	40532	NR	640	52890	NR	770	2130	NR	900	1525	NR
385	1596	NR	515	43140	NR	645	48288	NR	775	1963	NR	905	1585	NR
390	1580	NR	520	45310	NR	650	43479	NR	780	1886	NR	910	1403	NR
395	1404	NR	525	46566	NR	655	39030	NR	785	1831	NR	915	1255	NR
400	1245	NR	530	48099	NR	660	34729	NR	790	1545	NR	920	1844	NR
405	1083	NR	535	49474	NR	665	30306	NR	795	1676	NR	925	1717	NR
410	1100	NR	540	50868	NR	670	26465	NR	800	1586	NR	930	1746	NR
415	1430	NR	545	52653	NR	675	22867	NR	805	1593	NR	935	1436	NR
420	2293	NR	550	54593	NR	680	19991	NR	810	1575	NR	940	1583	NR
425	4167	NR	555	57064	NR	685	17213	NR	815	1446	NR	945	1860	NR
430	7662	NR	560	59875	NR	690	14805	NR	820	1519	NR	950	1557	NR
435	14089	NR	565	62808	NR	695	12688	NR	825	1569	NR	955	1670	NR
440	26386	NR	570	66224	NR	700	11001	NR	830	1618	NR	960	1817	NR
445	50278	NR	575	69591	NR	705	9548	NR	835	1246	NR	965	1057	NR
450	74209	NR	580	72437	NR	710	8387	NR	840	1509	NR	970	1726	NR
455	64500	NR	585	74793	NR	715	7467	NR	845	1421	NR	975	1960	NR
460	44183	NR	590	76888	NR	720	6550	NR	850	1772	NR	980	2200	NR
465	35192	NR	595	78212	NR	725	5751	NR	855	1646	NR	985	2203	NR
470	27592	NR	600	78635	NR	730	5084	NR	860	1637	NR	990	1821	NR
475	20744	NR	605	77867	NR	735	4475	NR	865	1653	NR	995	1715	NR
480	19391	NR	610	76535	NR	740	3942	NR	870	1631	NR	1000	698	NR
485	20859	NR	615	74180	NR	745	3461	NR	875	1598	NR			

REPORT NUMBER: SP1-2312-242-2

Melanopic Flux vs. Wavelength



Melanopic Lumens: 2648.1 M/P: 0.63

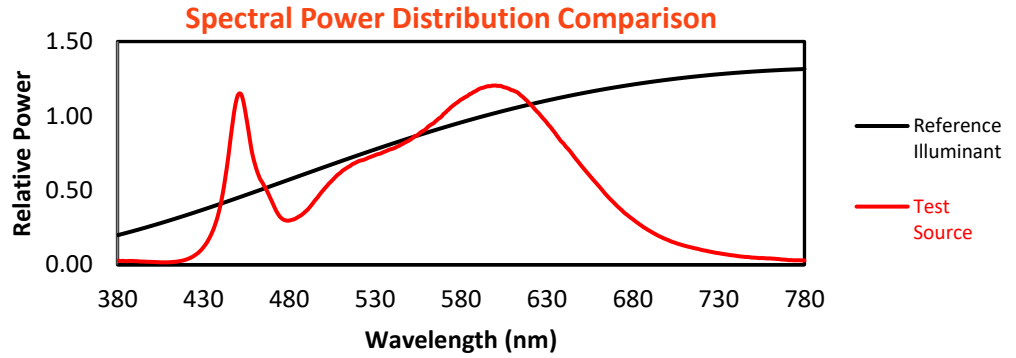
λ (nm)	Power (µW/nm)	Lumens (φ/nm)	λ (nm)	Power (µW/nm)	Lumens (φ/nm)	λ (nm)	Power (µW/nm)	Lumens (φ/nm)	λ (nm)	Power (µW/nm)	Lumens (φ/nm)	λ (nm)	Power (µW/nm)	Lumens (φ/nm)
360	1645	NR	490	23726	NR	620	70637	NR	750	3143	NR	880	1783	NR
365	1769	NR	495	28236	NR	625	66683	NR	755	2968	NR	885	1846	NR
370	1796	NR	500	32891	NR	630	62306	NR	760	2799	NR	890	1659	NR
375	1923	NR	505	37017	NR	635	57573	NR	765	2493	NR	895	1765	NR
380	1816	NR	510	40532	NR	640	52890	NR	770	2130	NR	900	1525	NR
385	1596	NR	515	43140	NR	645	48288	NR	775	1963	NR	905	1585	NR
390	1580	NR	520	45310	NR	650	43479	NR	780	1886	NR	910	1403	NR
395	1404	NR	525	46566	NR	655	39030	NR	785	1831	NR	915	1255	NR
400	1245	NR	530	48099	NR	660	34729	NR	790	1545	NR	920	1844	NR
405	1083	NR	535	49474	NR	665	30306	NR	795	1676	NR	925	1717	NR
410	1100	NR	540	50868	NR	670	26465	NR	800	1586	NR	930	1746	NR
415	1430	NR	545	52653	NR	675	22867	NR	805	1593	NR	935	1436	NR
420	2293	NR	550	54593	NR	680	19991	NR	810	1575	NR	940	1583	NR
425	4167	NR	555	57064	NR	685	17213	NR	815	1446	NR	945	1860	NR
430	7662	NR	560	59875	NR	690	14805	NR	820	1519	NR	950	1557	NR
435	14089	NR	565	62808	NR	695	12688	NR	825	1569	NR	955	1670	NR
440	26386	NR	570	66224	NR	700	11001	NR	830	1618	NR	960	1817	NR
445	50278	NR	575	69591	NR	705	9548	NR	835	1246	NR	965	1057	NR
450	74209	NR	580	72437	NR	710	8387	NR	840	1509	NR	970	1726	NR
455	64500	NR	585	74793	NR	715	7467	NR	845	1421	NR	975	1960	NR
460	44183	NR	590	76888	NR	720	6550	NR	850	1772	NR	980	2200	NR
465	35192	NR	595	78212	NR	725	5751	NR	855	1646	NR	985	2203	NR
470	27592	NR	600	78635	NR	730	5084	NR	860	1637	NR	990	1821	NR
475	20744	NR	605	77867	NR	735	4475	NR	865	1653	NR	995	1715	NR
480	19391	NR	610	76535	NR	740	3942	NR	870	1631	NR	1000	698	NR
485	20859	NR	615	74180	NR	745	3461	NR	875	1598	NR			

REPORT NUMBER: SP1-2312-242-2

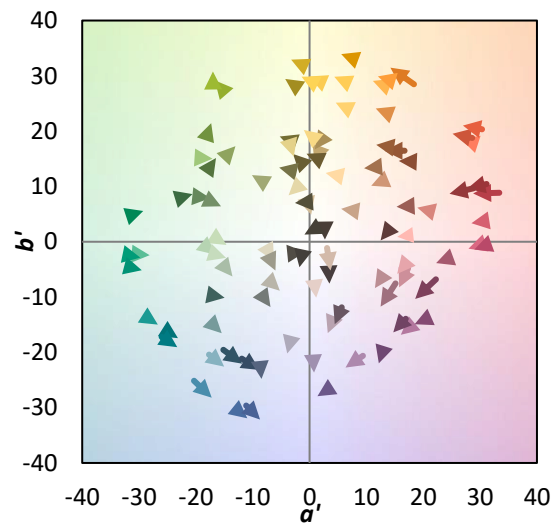
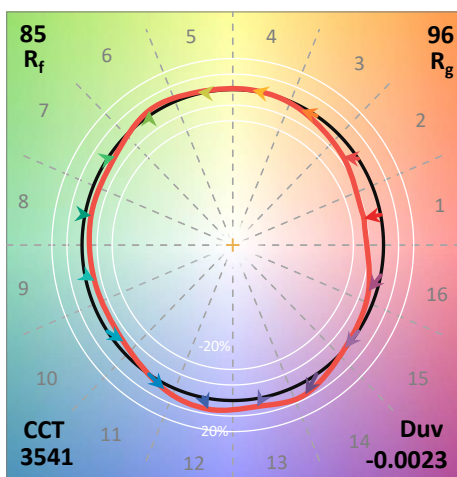
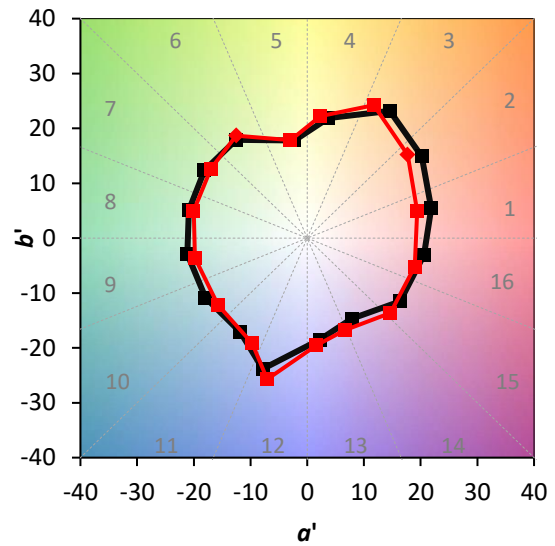
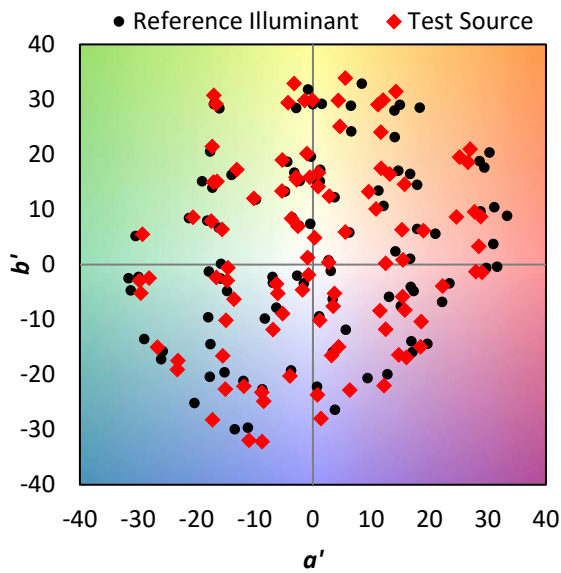
TM-30-18

Summary

$R_f = 85.1$
 $R_g = 96.5$
 $CIE R_a = 84.5$
 $R_9 = 14.2$



Color Vector Graphics

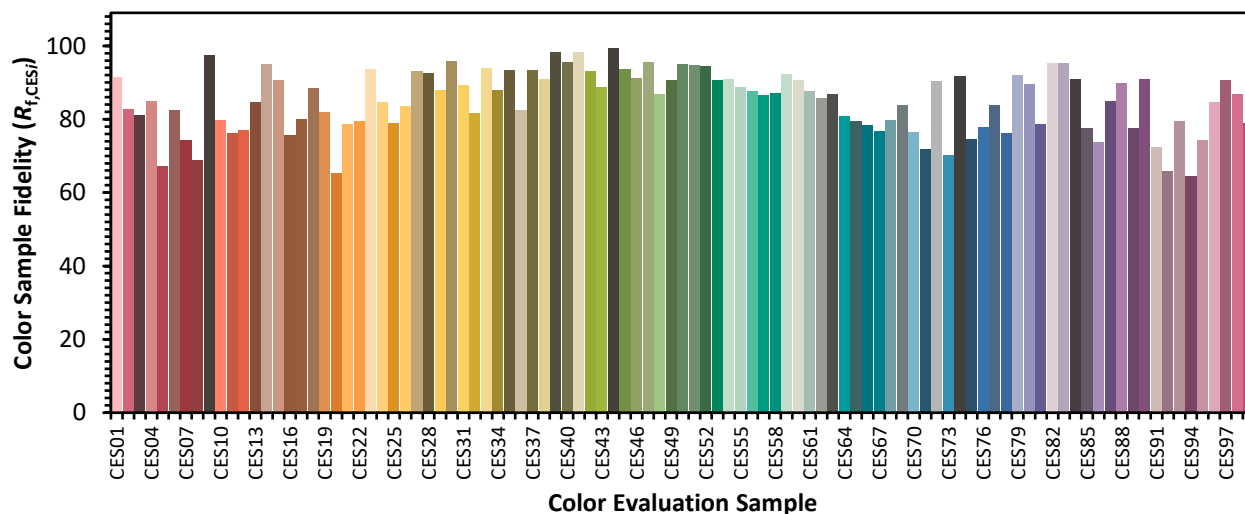


REPORT NUMBER: SP1-2312-242-2

TM-30-18

Individual Sample Fidelity Index ($R_{f,i}$)

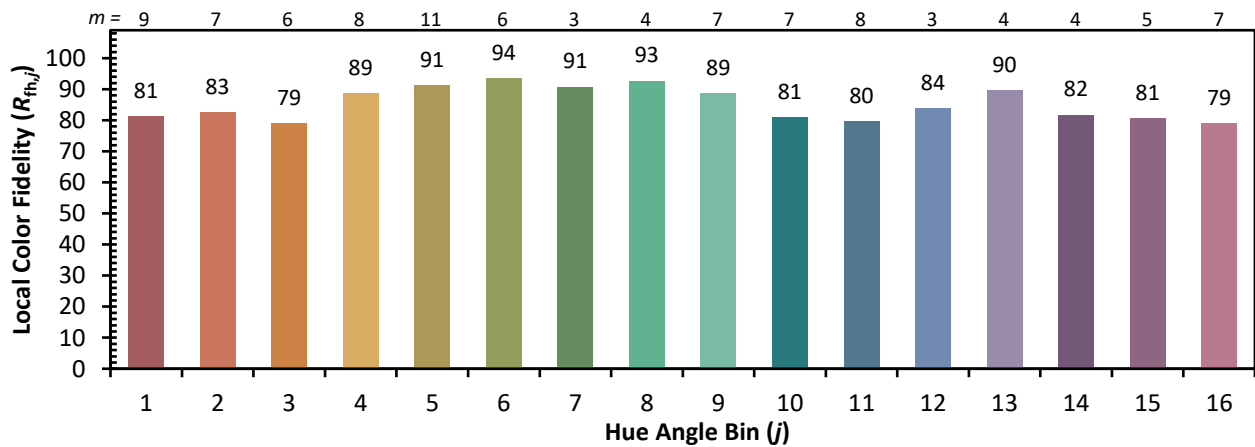
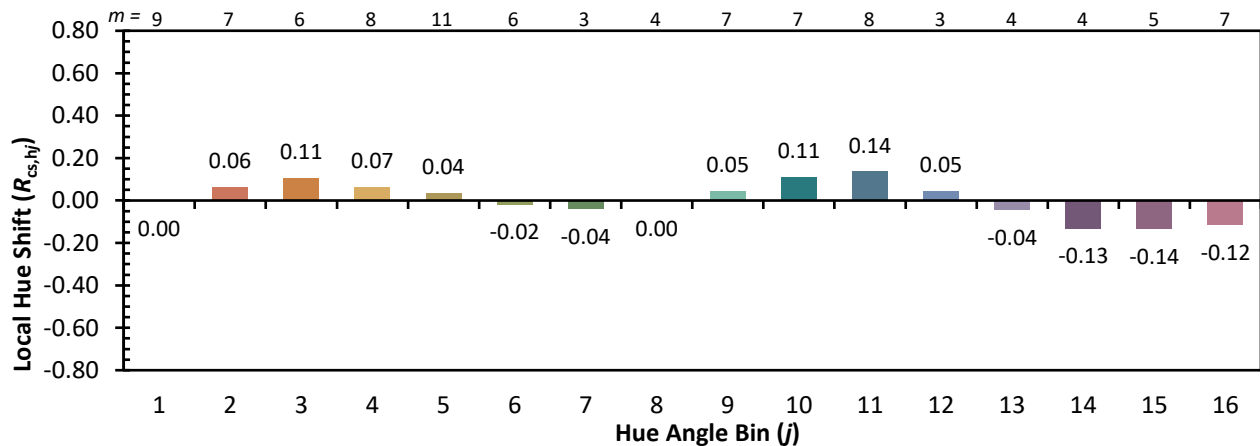
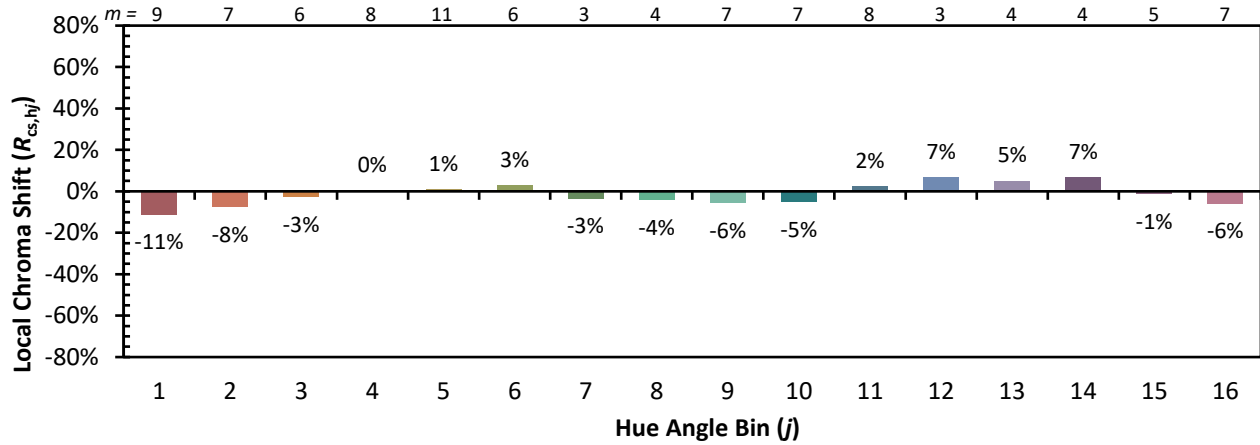
CES01 = 86	CES26 = 83	CES51 = 95	CES76 = 78
CES02 = 62	CES27 = 93	CES52 = 95	CES77 = 84
CES03 = 31	CES28 = 92	CES53 = 91	CES78 = 76
CES04 = 70	CES29 = 88	CES54 = 91	CES79 = 92
CES05 = 49	CES30 = 96	CES55 = 89	CES80 = 90
CES06 = 51	CES31 = 89	CES56 = 88	CES81 = 79
CES07 = 41	CES32 = 82	CES57 = 87	CES82 = 95
CES08 = 40	CES33 = 94	CES58 = 87	CES83 = 95
CES09 = 29	CES34 = 88	CES59 = 92	CES84 = 91
CES10 = 75	CES35 = 93	CES60 = 91	CES85 = 78
CES11 = 58	CES36 = 82	CES61 = 88	CES86 = 74
CES12 = 64	CES37 = 93	CES62 = 86	CES87 = 85
CES13 = 43	CES38 = 91	CES63 = 87	CES88 = 90
CES14 = 74	CES39 = 98	CES64 = 81	CES89 = 78
CES15 = 71	CES40 = 96	CES65 = 79	CES90 = 91
CES16 = 47	CES41 = 98	CES66 = 78	CES91 = 72
CES17 = 50	CES42 = 93	CES67 = 77	CES92 = 66
CES18 = 56	CES43 = 89	CES68 = 80	CES93 = 80
CES19 = 72	CES44 = 99	CES69 = 84	CES94 = 64
CES20 = 66	CES45 = 94	CES70 = 77	CES95 = 74
CES21 = 86	CES46 = 91	CES71 = 72	CES96 = 85
CES22 = 78	CES47 = 95	CES72 = 90	CES97 = 91
CES23 = 92	CES48 = 87	CES73 = 70	CES98 = 87
CES24 = 90	CES49 = 91	CES74 = 92	CES99 = 79
CES25 = 72	CES50 = 95	CES75 = 75	



REPORT NUMBER: SP1-2312-242-2

TM-30-18

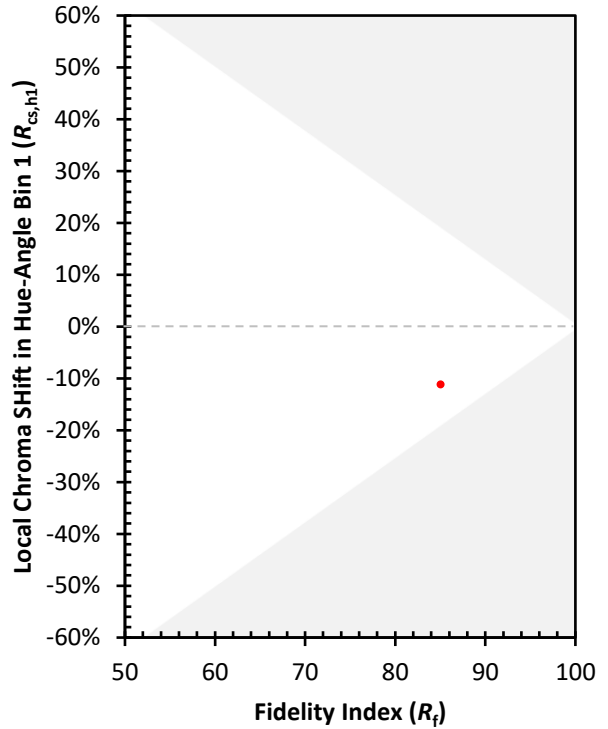
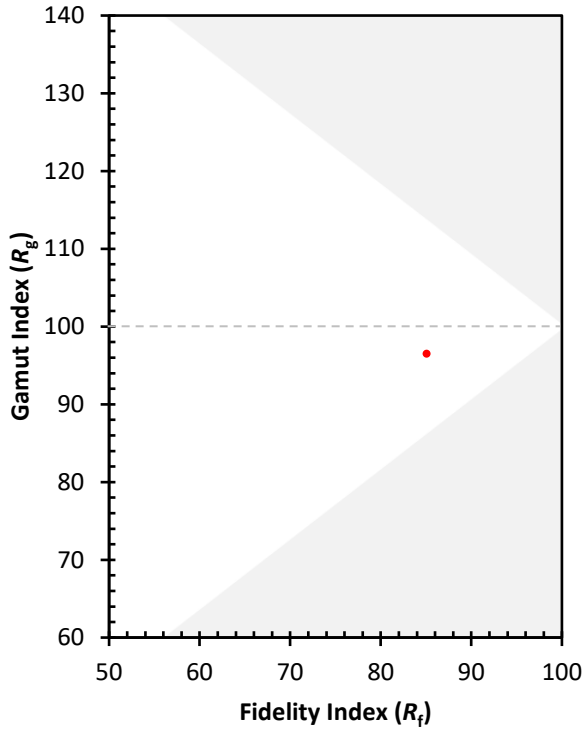
Color Rendition by Hue-Angle Bin



REPORT NUMBER: SP1-2312-242-2

TM-30-18

Measure Comparisons





TEST NUMBER: P959046

CATALOG NUMBER: CB3-B-125U-085D-835-1D-UNV-STD-W-4

CIE UGR TABLE:

Reflectances:											
Ceiling		0.7	0.7	0.5	0.5	0.3	0.7	0.7	0.5	0.5	0.3
Wall		0.5	0.3	0.5	0.3	0.3	0.5	0.3	0.5	0.3	0.3
Reference plane		0.2	0.2	0.2	0.2	0.2	0.2	0.2	0.2	0.2	0.2
Room dimensions		Viewed crosswise					Viewed endwise				
X=2H	Y=2H	15.14	15.87	16.22	16.95	18.43	14.06	14.80	15.14	15.87	17.35
	3H	16.80	17.45	17.89	18.54	20.04	15.47	16.12	16.56	17.21	18.70
	4H	17.42	18.04	18.52	19.13	20.63	15.98	16.60	17.08	17.69	19.19
	6H	17.80	18.37	18.91	19.47	20.98	16.29	16.86	17.40	17.95	19.47
	8H	17.94	18.48	19.05	19.59	21.09	16.41	16.95	17.52	18.06	19.57
	12H	18.00	18.51	19.12	19.62	21.15	16.48	17.00	17.60	18.10	19.63
4H	2H	15.53	16.16	16.64	17.25	18.74	14.68	15.30	15.78	16.39	17.89
	3H	17.41	17.93	18.53	19.05	20.56	16.28	16.80	17.40	17.92	19.43
	4H	18.16	18.63	19.27	19.74	21.27	16.88	17.36	18.00	18.46	20.00
	6H	18.65	19.06	19.78	20.19	21.71	17.29	17.70	18.41	18.82	20.35
	8H	18.84	19.22	19.96	20.34	21.88	17.46	17.84	18.58	18.96	20.50
	12H	18.93	19.27	20.07	20.41	21.95	17.56	17.90	18.70	19.03	20.58
8H	4H	18.27	18.65	19.40	19.78	21.32	17.14	17.52	18.26	18.64	20.18
	6H	18.89	19.20	20.03	20.37	21.90	17.66	17.97	18.81	19.14	20.67
	8H	19.16	19.44	20.32	20.58	22.14	17.91	18.18	19.06	19.33	20.89
	12H	19.32	19.56	20.48	20.70	22.30	18.08	18.32	19.24	19.46	21.05
12H	4H	18.24	18.59	19.38	19.72	21.27	17.13	17.48	18.27	18.61	20.15
	6H	18.90	19.18	20.06	20.32	21.88	17.71	17.99	18.87	19.13	20.69
	8H	19.20	19.44	20.35	20.58	22.17	17.99	18.23	19.15	19.37	20.96